

THIS DRAWING IS THE PROPERTY OF SEA RAY BOATS, INC., FPOE. MERRITT ISLAND, FLORIDA. ALL RIGHTS ARE RESERVED. THIS DRAWING AND INFORMATION CONTAINED HEREIN MAY NOT BE COPIED OR DISCLOSED TO OTHERS WITHOUT THE WRITTEN PERMISSION OF SEA RAY BOATS, INC.

NOTES

BY: SED

DATE

ECN REV. NO.

CURRENT ECN NO.

REFERENCE ONLY LOUNGE OUTBD BOLSTER

LOUNGE FWD BOLSTER

FWD

T-NUTS (AS NEEDED TYP) SEE DETAIL A

DETAIL A

OUTBD BOLSTER SHOWN FWD BOLSTER SIMILAR

48x11/2" SELF ADHESIVE VELCRO STRIPS (2 EA)

BOLSTER
DECK
T-NUT
LOCK WASHER
HEX NUT
WASHER
CAULK BOLSTER BOLTS INSIDE & OUT

DWG TITLE COCKPIT LOUNGE CUSHION & BOLSTERS INSTALLATION

MODEL 270 SDA

Sea Ray
PRODUCT DEVELOPMENT & ENGINEERING

PLANT REV. NO./DATE	CHECKED BY/ DATE	DRAWN BY/ DATE
PLANT APPROVAL BY	APPROVED BY/ DATE	DATE DRAWN
PLANT START NO.	CAD FILE	INITIAL RELEASE ECN NO.
PLANT ECN NO.	27SDA10108.EMS	DRAWING NO.
		10548
		10-108

THIS DRAWING IS THE PROPERTY OF SEA RAY BOATS, INC., PALM BEACH, FLORIDA. ALL RIGHTS ARE RESERVED. THIS DRAWING AND INFORMATION CONTAINED HEREIN NOT BE COPIED OR DISCLOSED TO OTHERS WITHOUT THE WRITTEN PERMISSION OF SEA RAY BOATS, INC.

NOTES

B1

DATE

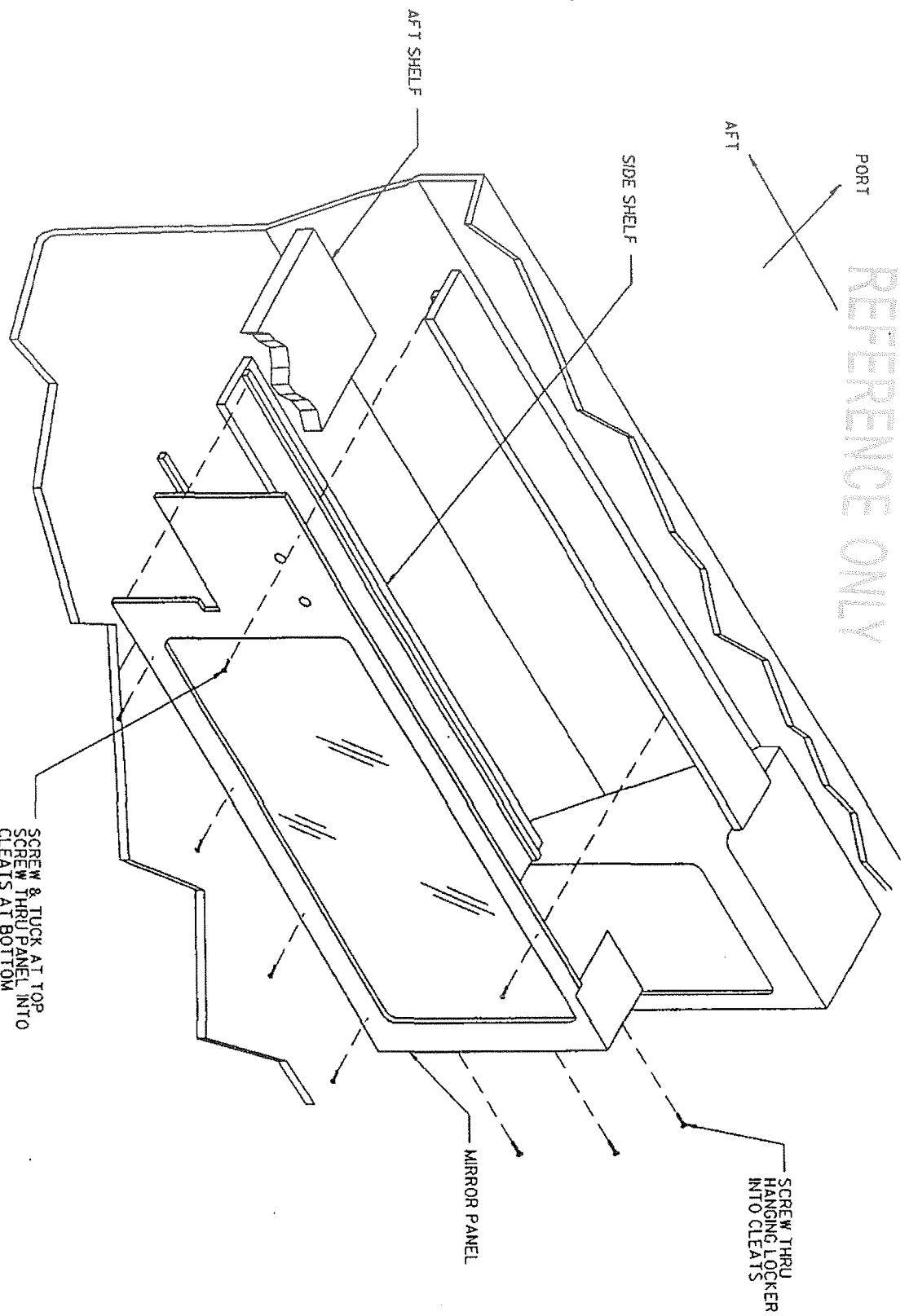
ECN REV. NO.

CURRENT ECN NO.

PORT

AFT

REFERENCE ONLY



ORIGINAL



DWG TITLE MID STATEROOM MIRROR PANEL INSTALLATION
PLANT REV. 0 6/25/92
NO./DATE
CHECKED BY/ G. VINCENT
DATE
DESIGNED BY/

MODEL 270 SDA
DRAWN BY/ G. VINCENT
DATE DRAWN
INITIAL RELEASE ECN NO. DRAWING NO.

THIS DRAWING IS THE PROPERTY OF SEA RAY BOATS, INC. FOR THE
MEMPHIS ISLAND, FLORIDA. ALL RIGHTS ARE RESERVED. THIS
DRAWING AND INFORMATION CONTAINED HEREIN MAY NOT BE COPIED OR
DISCLOSED TO OTHERS WITHOUT THE WRITTEN PERMISSION OF
SEA RAY BOATS, INC.

NOTES

SD

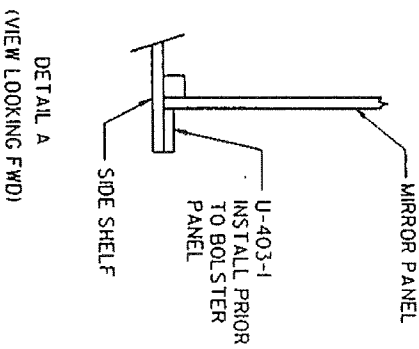
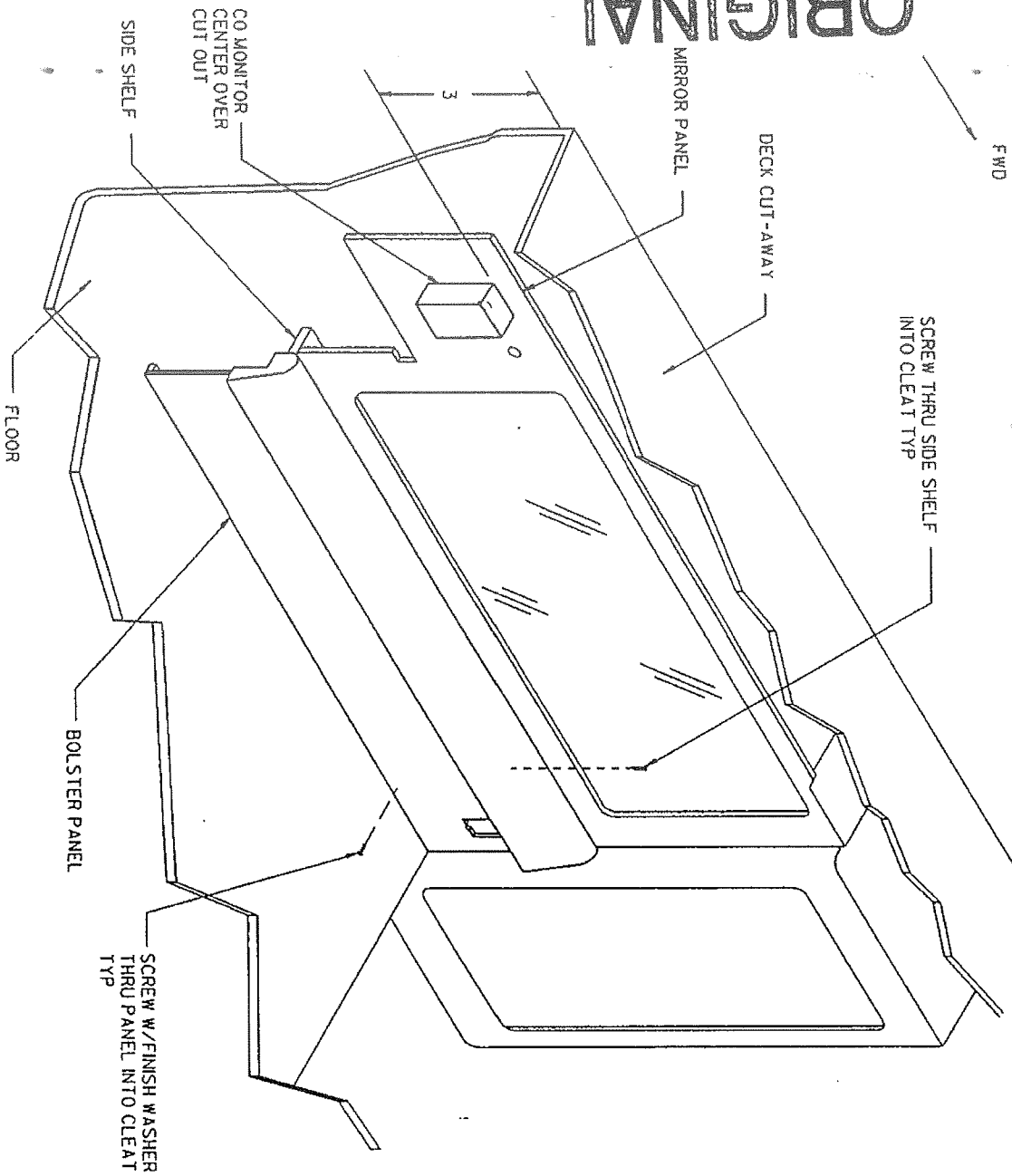
DATE

ECN
REV. NO.

CURRENT
ECN NO.

REFERENCE ONLY

ORIGINAL



DWG TITLE MID STATEROOM BOLSTER PANEL INSTALLATION

PLANT REV. 0

DATE 6/25/92

CHECKED BY: [Signature]

DATE [Signature]

MODEL 270 SDA

DRAWN BY: G. VINCENT

DATE DRAWN INITIAL RELEASE ECN NO. 10548

DRAWING NO. 12-458

PRODUCT DEVELOPMENT & ENGINEERING

PLANT START NO.

PLANT

ECN NO.

CAD FILE 27SDA12458.EMS