

Upfit this bracket on the high pressure fuel line that supplies the rail with fuel from the high-pressure pump on C- and L-Series engines equipped with the CM850 Fuel System.



Bracket Kit Part #4955367

A new fuel line must be installed when installing the bracket.


#### **Installation Instructions**

Remove the high pressure fuel line between the injection pump and the high pressure common rail.	
--	--

Remove the two (2) cap screws on the top of the intake manifold cover plate.


Install the bracket over the two (2) cap screw holes.

Initially, install the two capscrews finger tight.




Install the fuel line finger tight between the bracket isolators.


Then, install the bracket isolator capscrew finger tight.



Torque the fuel line.

Refer to Injector Supply Lines (High Pressure) Procedure 006-051 in the Troubleshooting and Repair Manual ISC, ISCe, QSC8.3, ISL and QSL9 Engines Manual Bulleting 4021418.



<p>Tighten the bracket screws to the intake manifold cover plate.</p> <p>Torque Value: 24Nm [18 ft-lb]</p>	 <p>Two Cap Screws</p> <p>Isolator Bracket Screw</p>
<p>Tighten the isolator bracket screw.</p> <p>Torque Value: 9Nm [7 ft-lb]</p>	
<p>Start the engine and check for leaks.</p>	